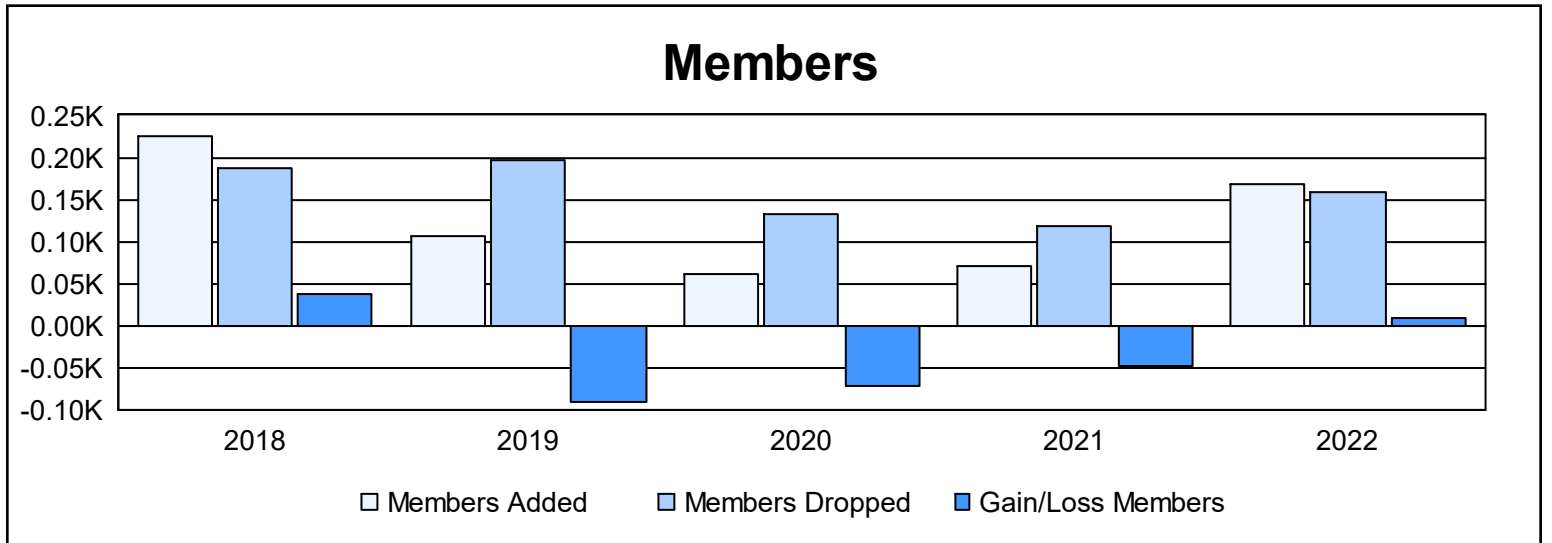
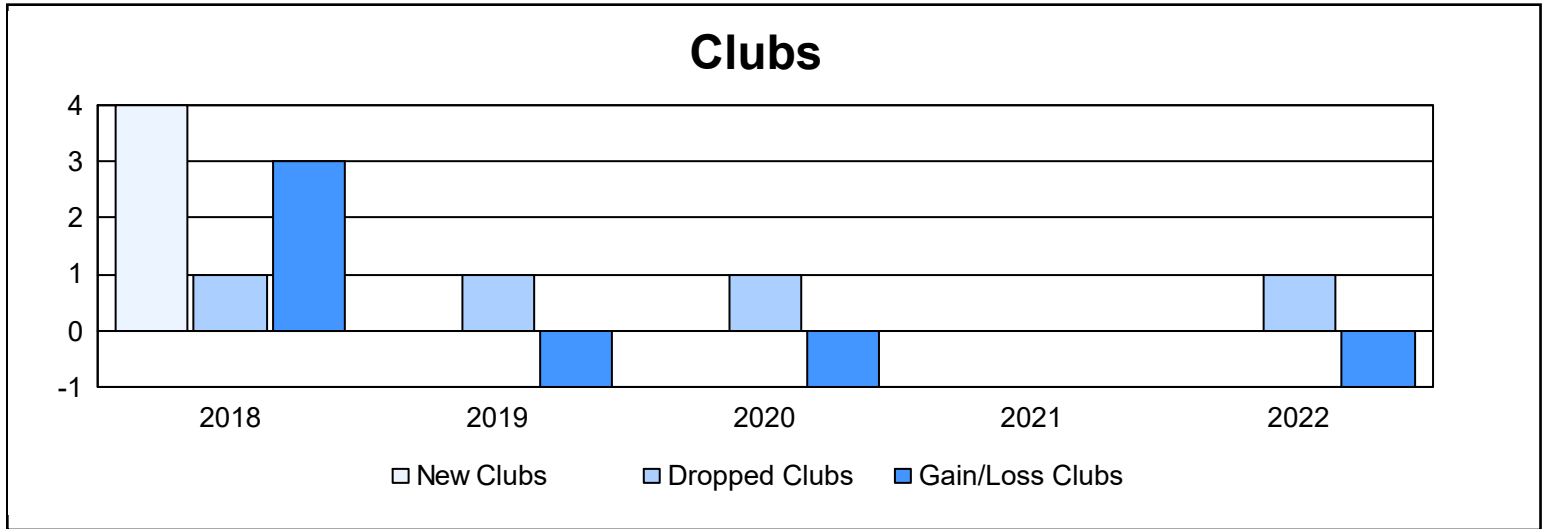
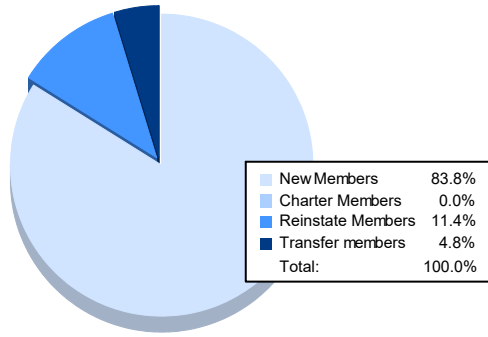


| Year | New Clubs | Dropped Clubs | Gain/ Loss Clubs | New Members | Charter Members | Reinstate Members | Transfer Members | Total Member Added | Total Members Dropped | Gain/ Loss Members |
|----------------|-----------|---------------|------------------|-------------|-----------------|-------------------|------------------|--------------------|-----------------------|--------------------|
| 2017-2018 | 4 | 1 | 3 | 139 | 77 | 5 | 4 | 225 | 187 | 38 |
| 2018-2019 | 0 | 1 | -1 | 94 | 1 | 5 | 6 | 106 | 197 | -91 |
| 2019-2020 | 0 | 1 | -1 | 52 | 1 | 4 | 4 | 61 | 133 | -72 |
| 2020-2021 | 0 | 0 | 0 | 64 | 2 | 2 | 3 | 71 | 118 | -47 |
| 2021-2022 | 0 | 1 | -1 | 140 | 0 | 19 | 8 | 167 | 158 | 9 |
| Average | 1 | 1 | 0 | 98 | 16 | 7 | 5 | 126 | 159 | -33 |



Membership Composition June 2022 Cumulative



Gender Composition June 2022 Cumulative

